

Using LDS.org

Click Sign in

Enter your username and password

The screenshot shows the LDS.org website interface. A red circle highlights the 'Sign In' button in the top navigation bar. Another red circle highlights the 'Sign in' text above the login fields. A third red circle highlights the 'LDS Account User Name' input field. A fourth red circle highlights the 'Password' input field. Red arrows point from the text instructions to these elements. The website header includes 'Worldwide - English' and 'My Account and Ward'. The main content area features a sidebar with 'MY ACCOUNT' (Account Settings, My Temple, My Family Tree, Notes, Patriarchal Blessing), 'MY WARD' (Directory, Calendar, Donations, Lesson Schedules, Newsletter), and 'TOOLS AND SUPPORT' (All Tools, Maps, Locations, Leadership Resources, Mobile App, Recreation, Help Center, Online). The central banner displays 'THE CHURCH OF JESUS CHRIST OF LATTER-DAY SAINTS' and 'LDS Account SINGLE SIGN ON'. The bottom of the page includes a 'Sign in' button and a link to 'Register for an LDS Account'.

Proofpoint Login CutePDF Editor ... SupportCentral ... Imported » Other bookmarks

Worldwide - English

My Account and Ward

Sign In

MY ACCOUNT

- Account Settings
- My Temple
- My Family Tree
- Notes
- Patriarchal Blessing

MY WARD

- Directory
- Calendar
- Donations
- Lesson Schedules
- Newsletter

TOOLS AND SUPPORT

- All Tools
- Maps
- Locations
- Leadership Resources
- Mobile App
- Recreation
- Help Center
- Online

THE CHURCH OF JESUS CHRIST OF LATTER-DAY SAINTS

LDS Account SINGLE SIGN ON

Sign in

LDS Account User Name

Forgot your user name?

Password

Forgot your password?

Sign in

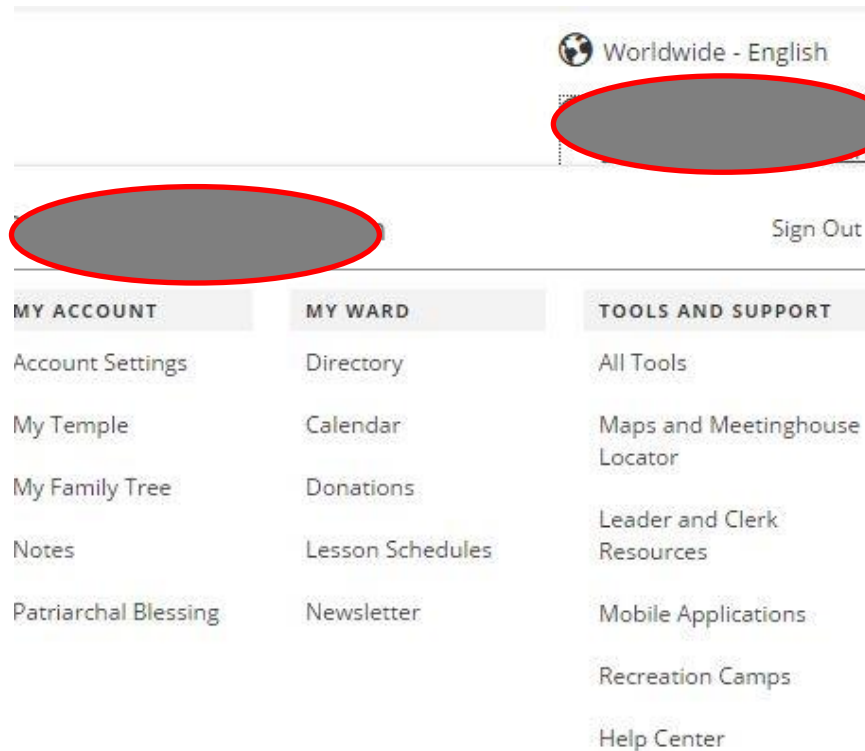
Register for an LDS Account

Clicking on your name brings up the tools you can access.

We will cover 3 areas.

Leader and Clerk Resources
Directory.

Maps and Meetinghouse
Locator.

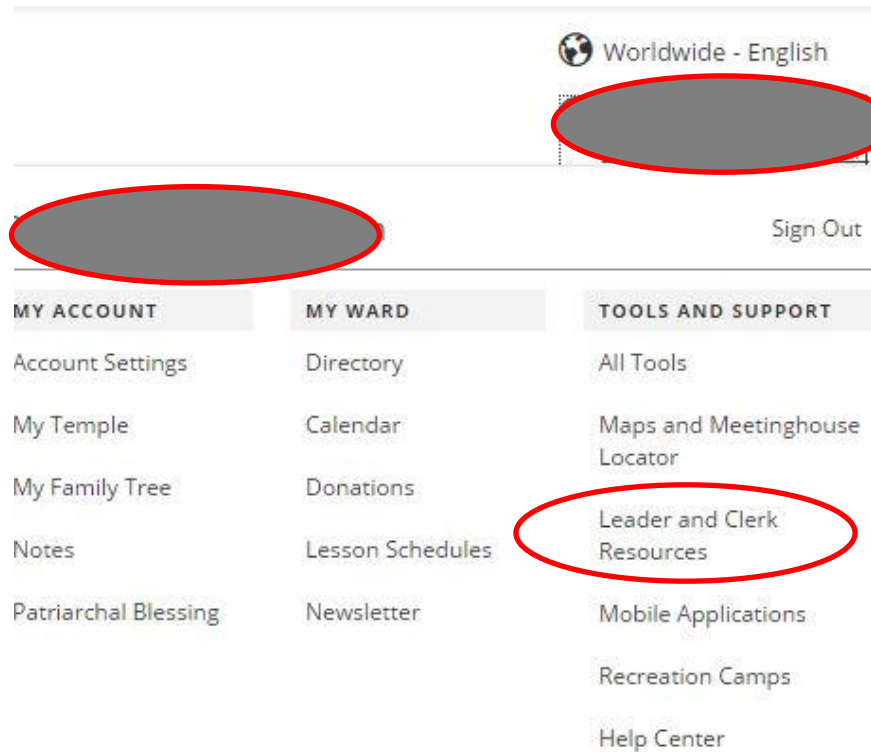


Worldwide - English

Sign Out

MY ACCOUNT	MY WARD	TOOLS AND SUPPORT
Account Settings	Directory	All Tools
My Temple	Calendar	Maps and Meetinghouse Locator
My Family Tree	Donations	Leader and Clerk Resources
Notes	Lesson Schedules	Mobile Applications
Patriarchal Blessing	Newsletter	Recreation Camps
		Help Center

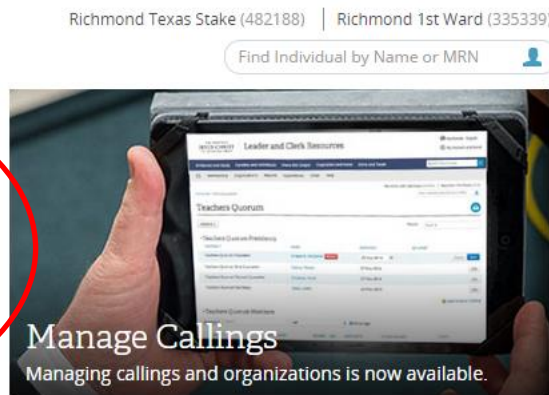
Leader and Clerk Resources



Click on Leader and Clerk Resources. This provides access to HT/VT and if in leadership rolls and reports.

Home and Visit Teaching

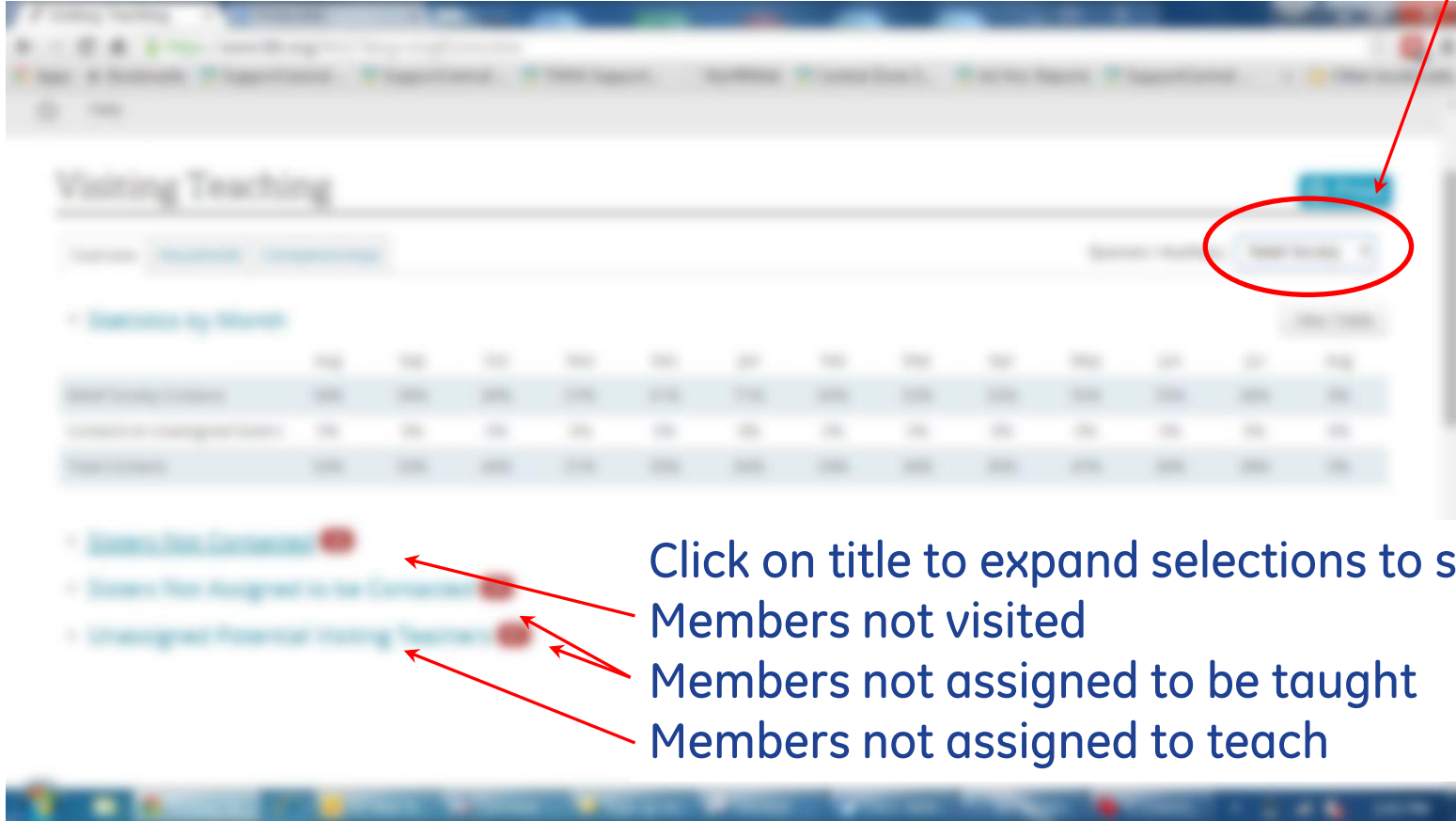
You may not see all these selections based on your calling. Select Home and Visit Teaching to access those tools.



If you see incorrect information such as phone numbers, or address please contact Bro. Davies cincodad@comcast.com or Bro. Bateman marc@mypurplesocks.com so that we can make corrections.

Home and Visit Teaching Overview Tab

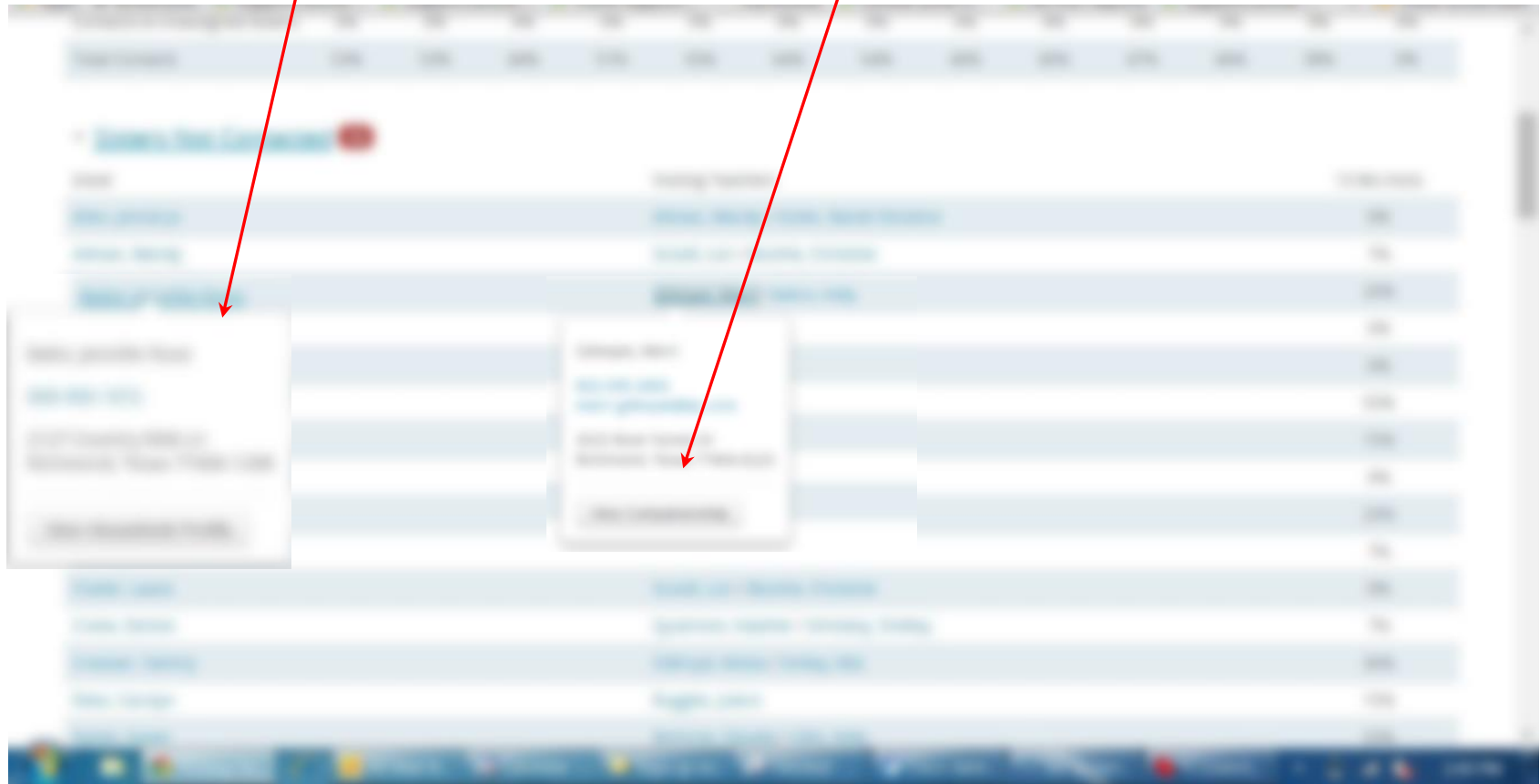
Select Relief Society, Elders or High Priests



Click on title to expand selections to see;
Members not visited
Members not assigned to be taught
Members not assigned to teach

Home and Visit Teaching Overview Tab

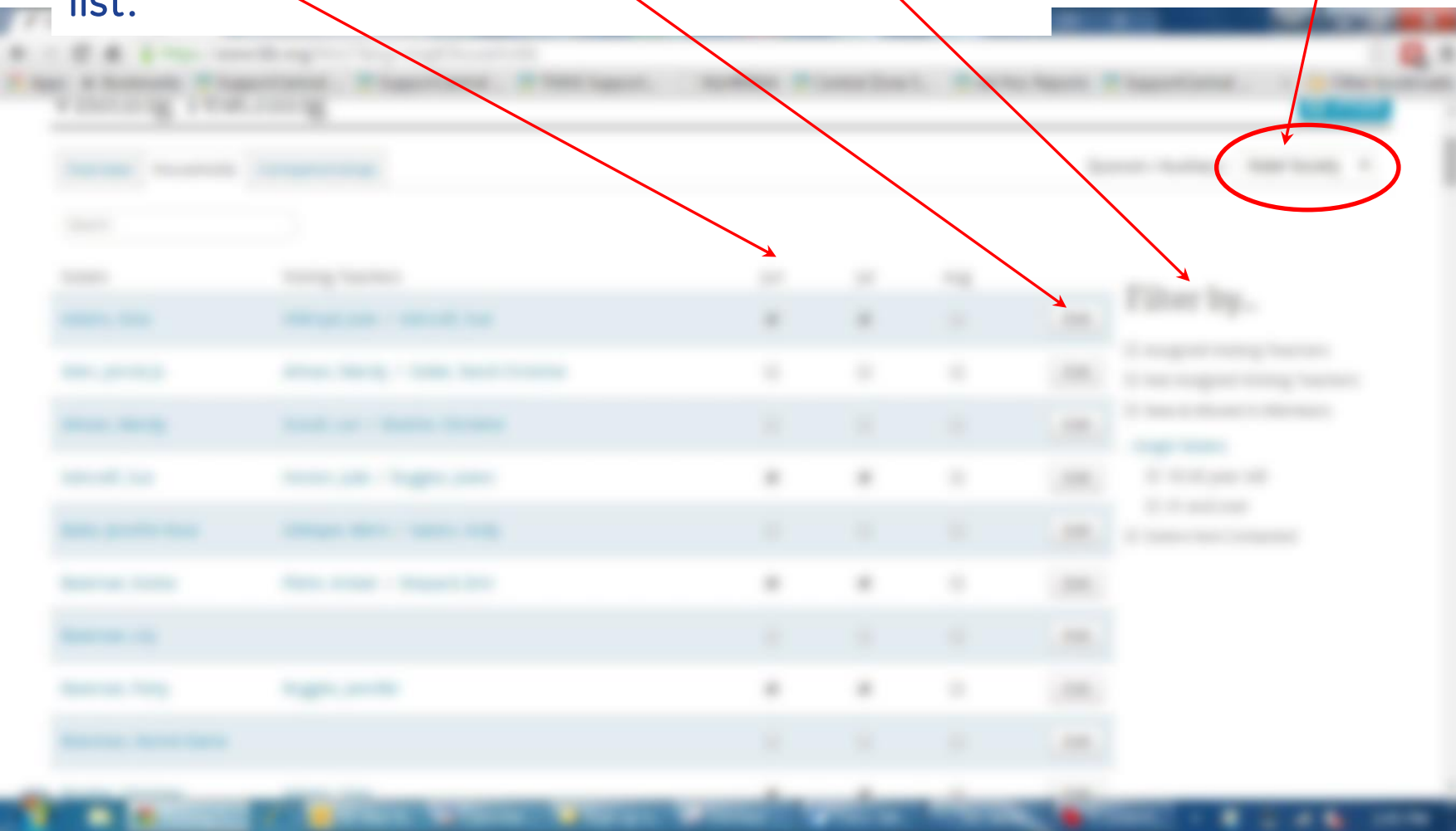
Expanded view of those not visited. Clicking on the sisters name will bring up their information. Clicking on the companionship will enable you to see their assignment.



Home and Visit Teaching Households Tab

Enter visits, edit who sees each member, filter your list.

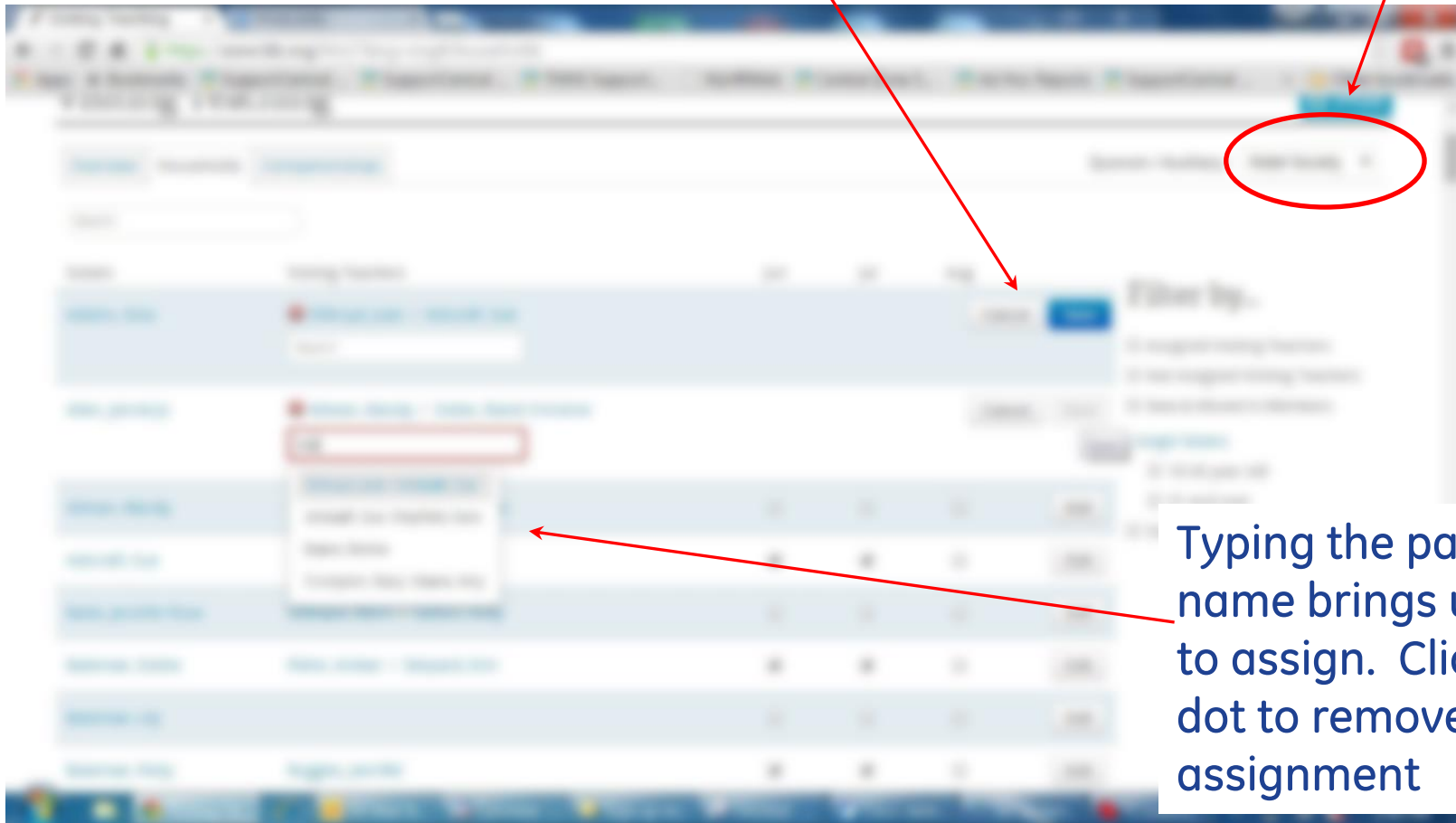
Select Relief Society, Elders or High Priests



Home and Visit Teaching Households Tab

Clicking edit allows you to change the companionship for that member or household.

Select Relief Society, Elders or High Priests



Home and Visit Teaching Companionship Tab

Enter visits, edit companionships and districts,
print companionship report or all districts

Select Relief Society,
Elders or High Priests

Print companionship
report

Print District reports

Visiting Teaching

Home > Visiting Teaching > Companionship

Search

< Back

Next >

Companionship

Home

Home > Visiting Teaching > Companionship

Home > Visiting Teaching > Companionship

Home > Visiting Teaching > Companionship

Home > Visiting Teaching > Companionship

Home > Visiting Teaching > Companionship

Home > Visiting Teaching > Companionship

Home > Visiting Teaching > Companionship

Home > Visiting Teaching > Companionship

Home > Visiting Teaching > Companionship

Home > Visiting Teaching > Companionship

Home > Visiting Teaching > Companionship

Home > Visiting Teaching > Companionship

Home > Visiting Teaching > Companionship

Home > Visiting Teaching > Companionship

Home > Visiting Teaching > Companionship

Home > Visiting Teaching > Companionship



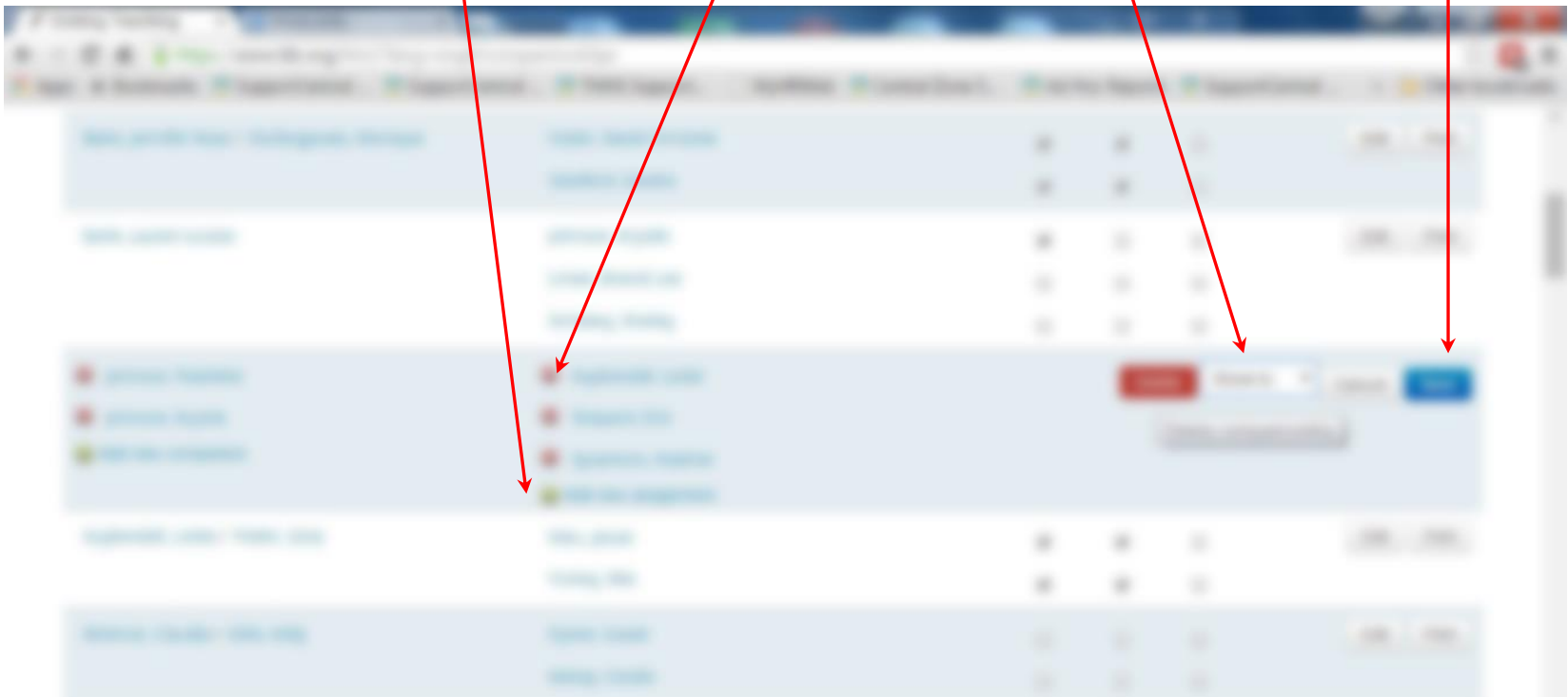
Home and Visit Teaching Companionship Tab

Editing a companionship

Remove people they visit by clicking red dot. Add by clicking green dot.

Move companionship to a different district.

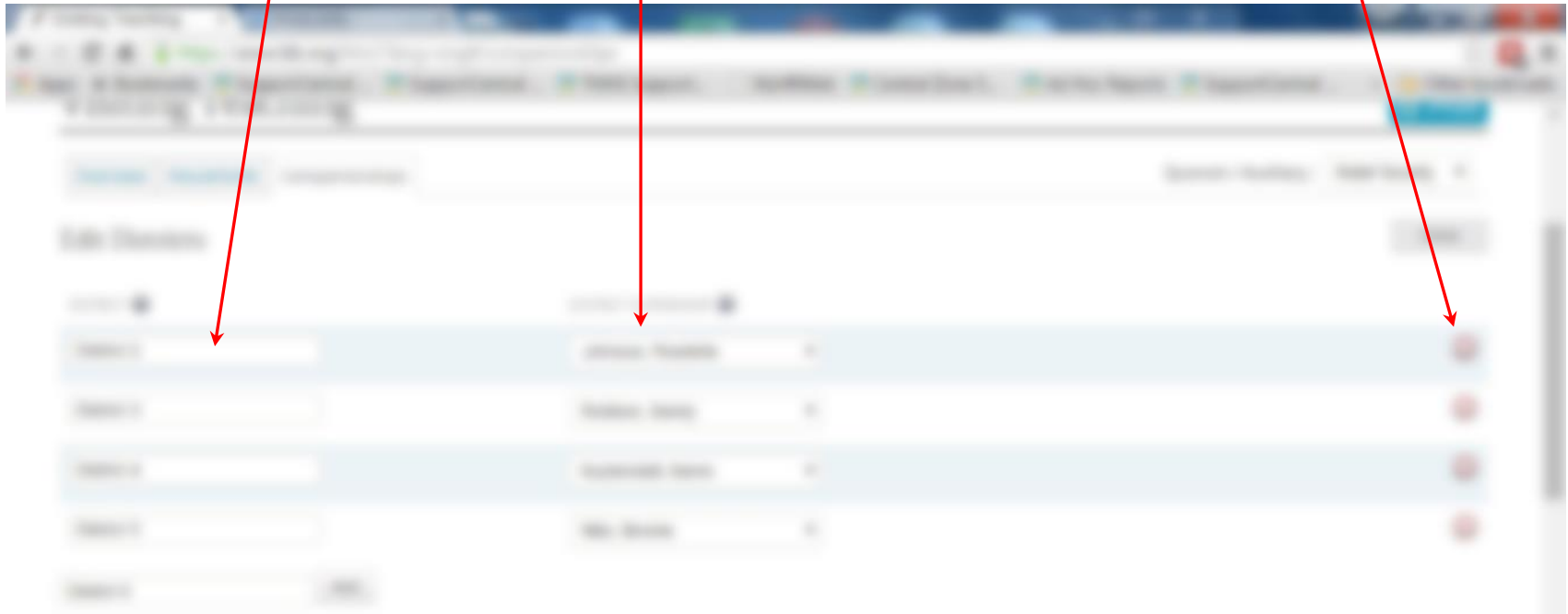
You must save changes



Home and Visit Teaching Companionship Tab

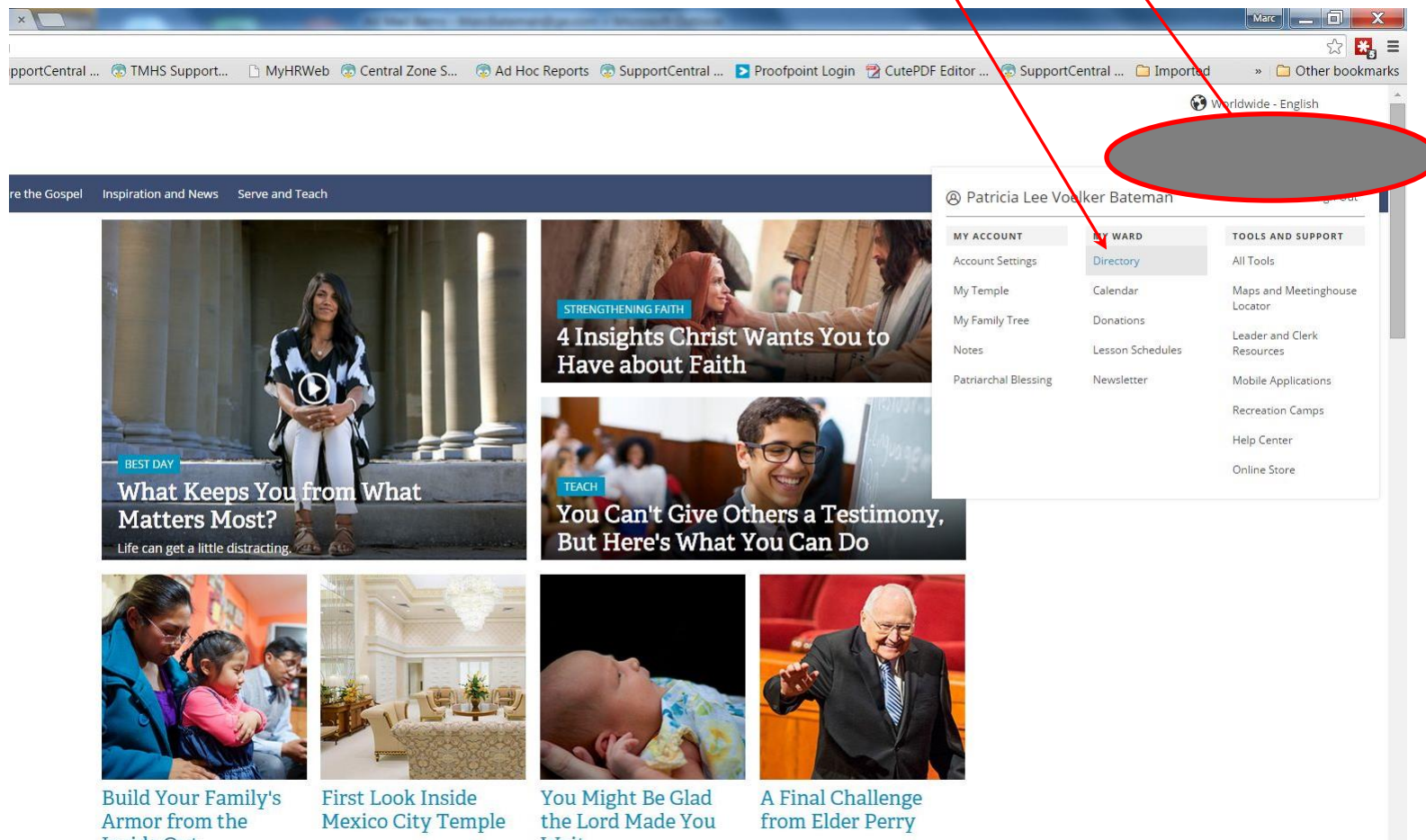
Edit district names and supervisors.

Remove a district by
clicking the red dot.



Utilizing Directory for emailing.

Click on your account and then select directory to access the stake directory



The screenshot shows a web browser window with a user's account menu open. The user's name is Patricia Lee Voolker Bateman. The menu is divided into three sections: MY ACCOUNT, MY WARD, and TOOLS AND SUPPORT. The 'Directory' option under 'MY WARD' is highlighted with a red circle. A red arrow points from the text 'Click on your account and then select directory to access the stake directory' to the 'Directory' option.

MY ACCOUNT	MY WARD	TOOLS AND SUPPORT
Account Settings	Directory	All Tools
My Temple	Calendar	Maps and Meetinghouse Locator
My Family Tree	Donations	Leader and Clerk Resources
Notes	Lesson Schedules	Mobile Applications
Patriarchal Blessing	Newsletter	Recreation Camps
		Help Center
		Online Store

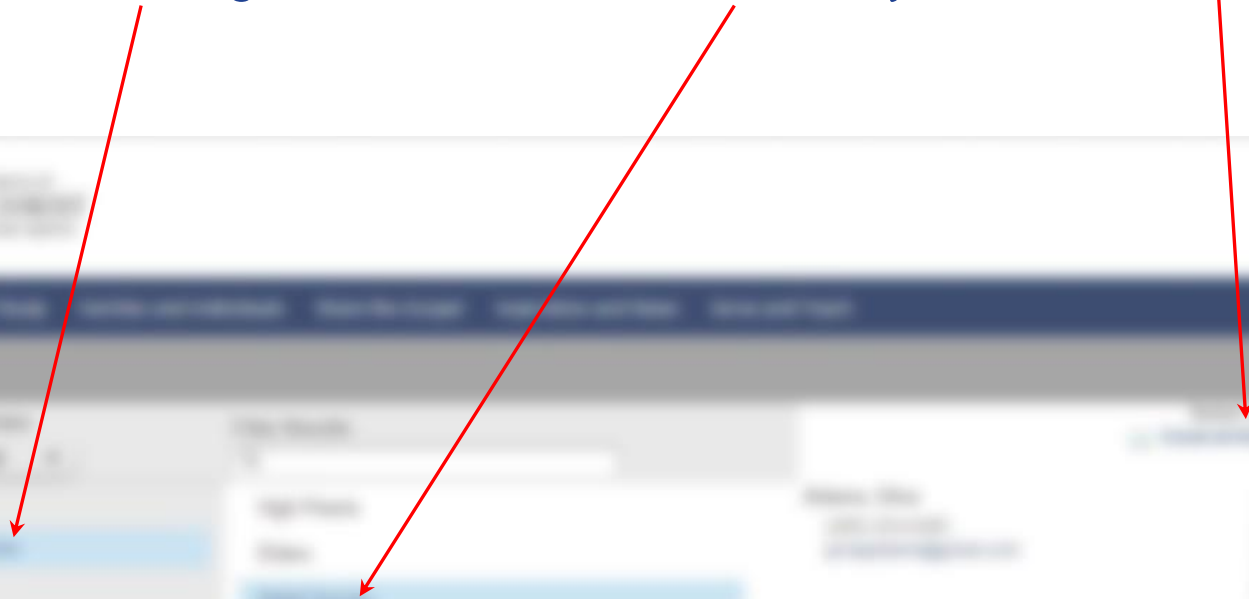
Below the menu, there are several featured articles and images:

- BEST DAY**: What Keeps You from What Matters Most? Life can get a little distracting.
- STRENGTHENING FAITH**: 4 Insights Christ Wants You to Have about Faith
- TEACH**: You Can't Give Others a Testimony, But Here's What You Can Do
- Build Your Family's Armor from the Inside Out**
- First Look Inside Mexico City Temple**
- You Might Be Glad the Lord Made You**
- A Final Challenge from Elder Perry**

Utilizing Directory for emailing.

Email all Relief Society Sisters.

Click Ward Organization, then Relief Society then Email all Relief Society

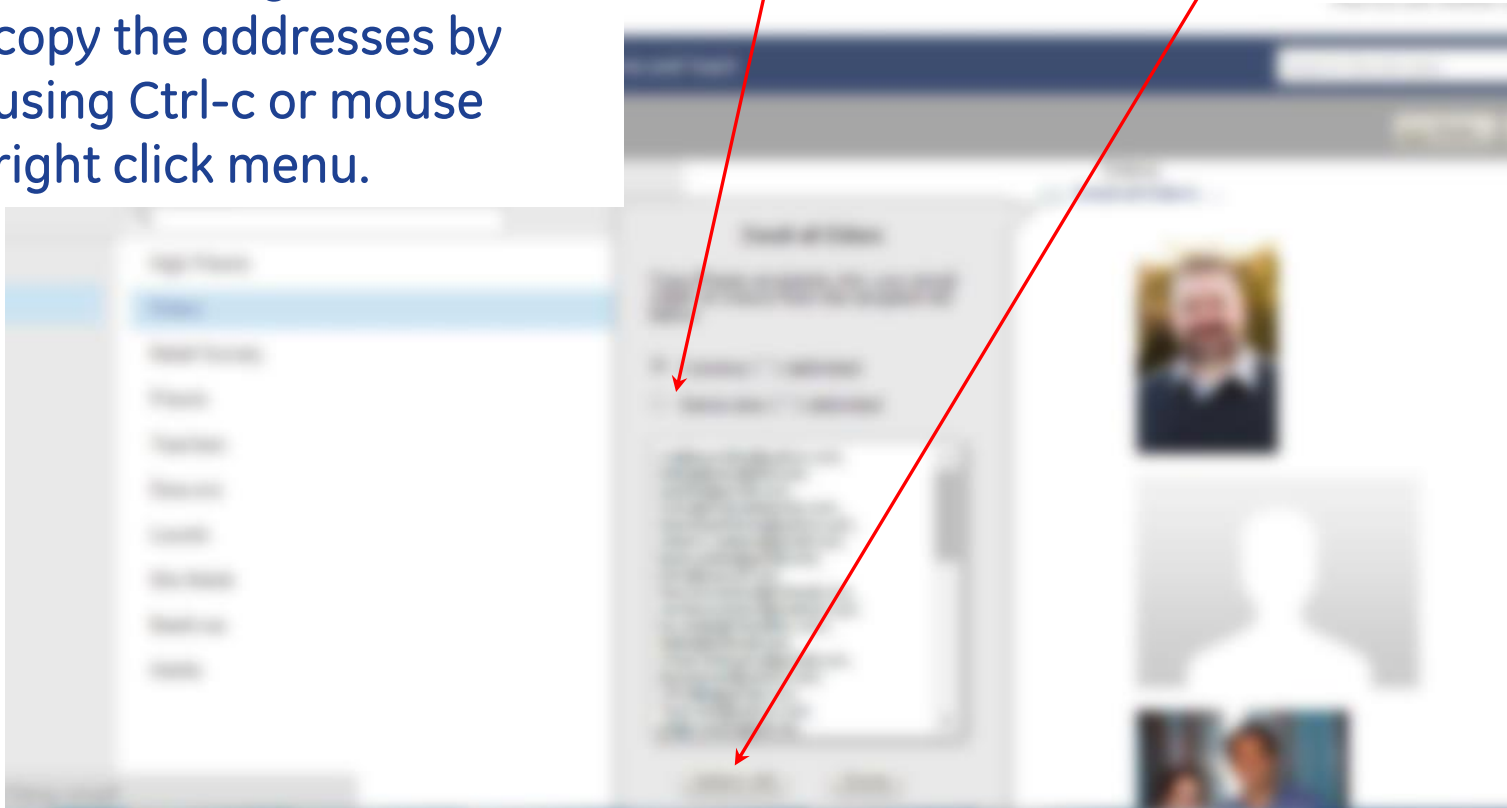


You use the same process for any other organizations, leaders or households

Utilizing Directory for emailing.

When you click Email all of group you will get a popup box as shown below.
Select Semicolon as the delimiter and the select all button

After clicking select all
copy the addresses by
using Ctrl-c or mouse
right click menu.



Please use the BCC option when pasting into your email program.

Utilizing Maps and Meetinghouse Locator

Click on your account and then select Maps and Meetinghouse Locator

The screenshot shows the LDS.org website interface. At the top, there is a navigation bar with links: "Share the Gospel", "Inspiration and News", and "Serve and Teach". Below this is a main content area with several featured articles. On the right side, there is a user account menu for Patricia Lee Voelker Bateman. A red arrow points from the text "Click on your account and then select Maps and Meetinghouse Locator" to the account menu. Another red arrow points from the text "Click on your account and then select Maps and Meetinghouse Locator" to the "Maps and Meetinghouse Locator" option in the account menu. A red oval highlights the "Maps and Meetinghouse Locator" option in the account menu.

Account menu options:

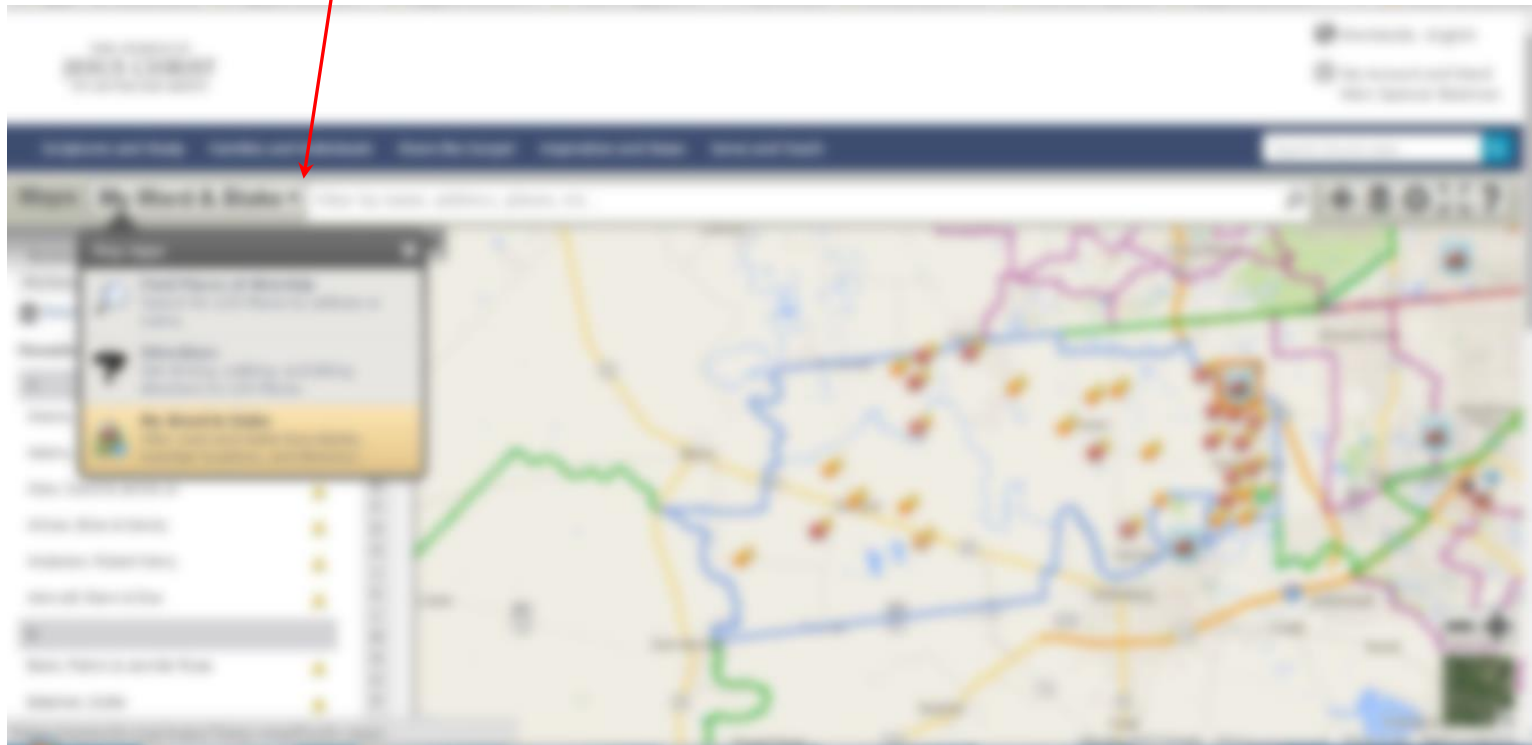
- MY ACCOUNT
 - Account Settings
 - My Temple
 - My Family Tree
 - Notes
 - Patriarchal Blessing
- MY WARD
 - Directory
 - Calendar
 - Donations
 - Lesson Schedules
 - Newsletter
- TOOLS AND SUPPORT
 - All Tools
 - Maps and Meetinghouse Locator
 - Leader and Clerk Resources
 - Mobile Applications
 - Recreation Camps
 - Help Center
 - Online Store

Featured articles:

- BEST DAY**
What Keeps You from What Matters Most?
Life can get a little distracting.
- STRENGTHENING FAITH**
4 Insights Christ Wants You to Have about Faith
- TEACH**
You Can't Give Others a Testimony, But Here's What You Can Do
- Build Your Family's Armor from the Inside Out
- First Look Inside Mexico City Temple
- You Might Be Glad the Lord Made You
- A Final Challenge from Elder Perry

Maps and Meetinghouse Locator

Select My Ward and Stake to show ward boundaries and location of households on map



Maps and Meetinghouse Locator

Clicking on a household will highlight them on the map and bring up a popup box with the household information

Use the + and – buttons to zoom in and out on the map for more detail

